

# Wyoming Mini-CFSR Results First Round Summary

## A Look at Wyoming Practice



How are we doing? How are the children doing?


# Safety:

- Item 1: Timeliness of Investigation
  - 93% - 14 of 15 cases rated as strength
  - Surpassed the negotiated PIP goal of 90%
- Item 2: Repeat Maltreatment
  - 96.9% - 63 of 65 cases rated as strength
  - Exceeded 2002 performance on CFSR
- Item 3: Services to Prevent Removal
  - 83.3% - 20 of 24 cases rated as strength
  - Failed to meet PIP goal of 88%
- Item 4: Risk of Harm
  - 92.5% - 49 of 53 cases rated as strength
  - Bettered 2002 CFSR performance with increase of 20.5%



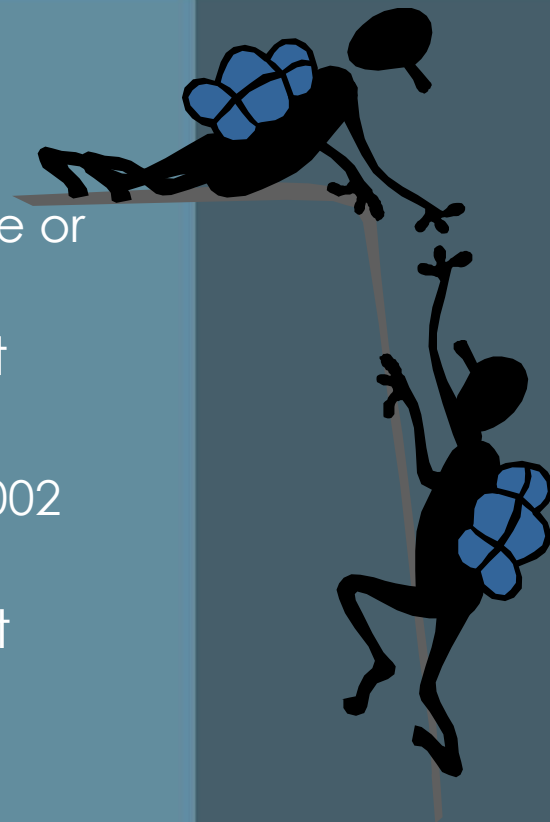
# Permanency:

- Item 5: Foster Care Re-entry
  - 94.1% - 16 of 17 cases rated as strength
  - Increased from 2002 performance of 86%
- Item 6: Stability of Placement
  - 88.9% - 64 of 72 cases rated as strength
  - Improved 2002 CFSR performance of 84%
  - Missed PIP goal of 90%
- Item 7: Appropriate Permanency Goal
  - 82.2% - 60 of 73 cases rated as strength
  - Missed PIP goal of 90%
- Item 8: Reunification/Guard/Relative Placement
  - 68.2% - 30 of 44 cases rated as strength
  - Failed to meet PIP goal of 90% or 2002 CFSR performance of 82%



# Permanency:

- Item 9: Adoption
  - 50% - 9 of 18 cases rated as strength
  - Failed to improve on 2002 CFSR performance or meet PIP goal of 60%
- Item 10: Other Planned Living Arrangement
  - 77.8% - 7 of 9 cases rated as strength
  - Exceeded PIP goal of 70% & improved on 2002 CFSR performance of 57%
- Item 11: Proximity of Foster Care Placement
  - Passed in 2002 CFSR with 97%
  - 92.12% - 58 of 63 cases rated as strength
- Item 12: Placement with Siblings
  - All 19 cases rated as strength
  - Performance at 100% for this item




# Permanency:

- Item 13: Visiting with parents & siblings in FC
  - 81.7% - 49 of 60 cases rated as strength
  - Fell short of PIP goal of 85%, but improved over 2002 CFSR performance of 74%
- Item 14: Preserving Connections
  - 85.9% - 61 of 71 cases rated as strength
  - Missed PIP goal of 90% with slight gain over 2002 CFSR performance of 84%
- Item 15: Relative Placement
  - 84.2% - 48 of 57 cases rated as strength
  - Missed PIP goal of 90% with slight improvement over 2002 CFSR performance of 82%
- Item 16: Relationship of Child with Parents]
  - 72.6% - 45 of 62 cases rated as strength
  - Fell short of the PIP goal of 80%



# Child & Family Well Being:

- Item 17: Needs and Services
  - 65.3% - 62 of 95 cases rated as strength
  - Fell short of PIP goal of 70% but improved over 2002 CFSR performance of 56%
- Item 18: Involvement in Case Planning
  - 64.9% - 61 of 94 cases rated as strength
  - Fell short of PIP goal of 75% with slight improvement over 2002 CFSR performance of 62%
- Item 19: Worker Visits with Child
  - 82.1% - 78 of 95 cases rated as strength
  - Exceeded PIP goal of 80% & improved 2002 CFSR performance of 54%
- Item 20: Worker Visits with Parents
  - 75% - 69 of 92 cases rated as strength
  - Fell below PIP goal of 80%
  - Significant improvement over 2002 CFSR performance of 56%




# Child & Family Well Being:

- Item 21: Educational Needs of the Child
  - 86.2% - 75 of 87 cases rated as strength
  - Met PIP goal of 86%
- Item 22: Physical Health of the Child
  - 84.3% - 70 of 83 cases rated as strength
  - Exceeded PIP goal of 80%
  - Improved 2002 CFSR performance of 72%
- Item 23: Mental Health of the Child
  - 79.2% - 61 of 77 cases rated as strength
  - Barely missed PIP goal of 80%
  - Improved on 2002 CFSR performance of 74%



# Items requiring the most improvement


▶ Item 3: Services to prevent removal	83.3%
▶ Item 7: Permanency goal	82.2%
▶ Item 8: Reunification/guardian/relative placement	68.2%
▶ Item 9: Adoption	50%
▶ Item 14: Preserving connections	85.9%
▶ Item 15: Relative placement	84.2%
▶ Item 16: Relationship of child with parents	72.6%
▶ Item 17: Needs/services	65.3%
▶ Item 18: Involvement in case planning	64.9%
▶ Item 20: Worker visits with parents	75%





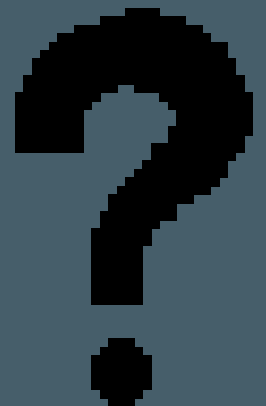
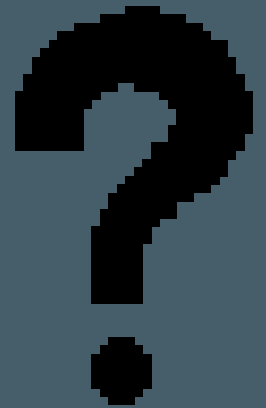
# Items that meet or exceed PIP goals

▶ Item 1: Timeliness of investigation	93.3%
▶ Item 2: Repeat maltreatment	96.9%
▶ Item 4: Risk of harm	92.5%
▶ Item 5: Foster care re-entries	94.1%
▶ Item 10: Other planned living arrangement	77.8%
▶ Item 11: Proximity of foster care placement	92.1%
▶ Item 12: Placement with siblings	100%
▶ Item 19: Worker visits with child	82.1%
▶ Item 21: Educational needs of the child	86.2%
▶ Item 22: Physical health of the child	84.3%



# Where do we go from here?

- How can we improve the process?
  - Written report within 30 days of completion of the on-sight review
  - Use of other data available
  - Expand community involvement to include alumni of the FC system, legislators, local Child Protection Teams, local officials & agencies
- How we use the information?
  - Build upon strengths
  - Identify areas for improvement and develop action plans
  - Accountability
  - Advocacy



# Thanks for the memories!

